


**What to do if you've paid your fee but your application hasn't been submitted.**

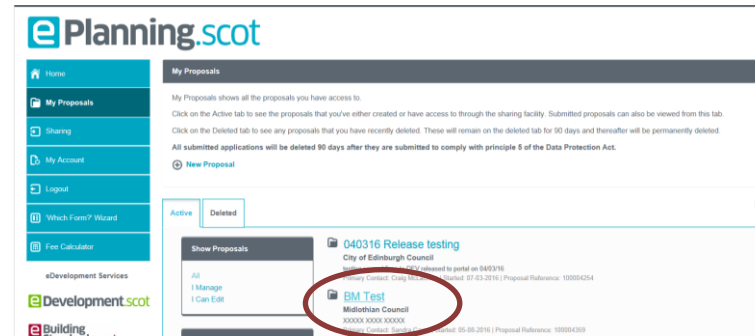
If you have received an email confirming payment but no email confirming submission either from us and/or you have been in touch with the Local Authority and they don't have the application, then it is likely the application is still in draft. To submit your application, follow the steps below.

The example below shows the ePlanning. The process is the same for eBuildingStandards.

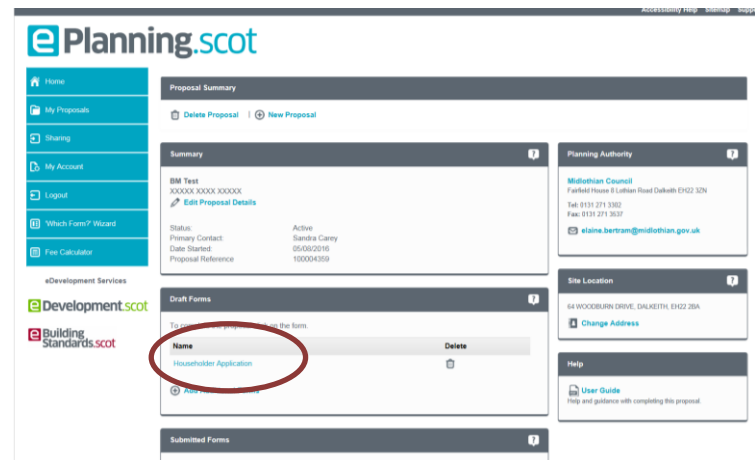
1. Log into eDevelopment.scot then click on either eBuildingStandards or ePlanning.



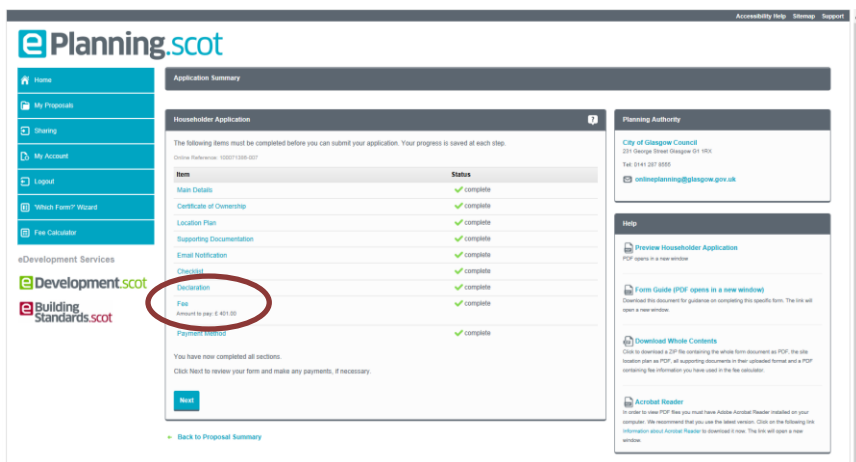
2. Click on the relevant proposal.



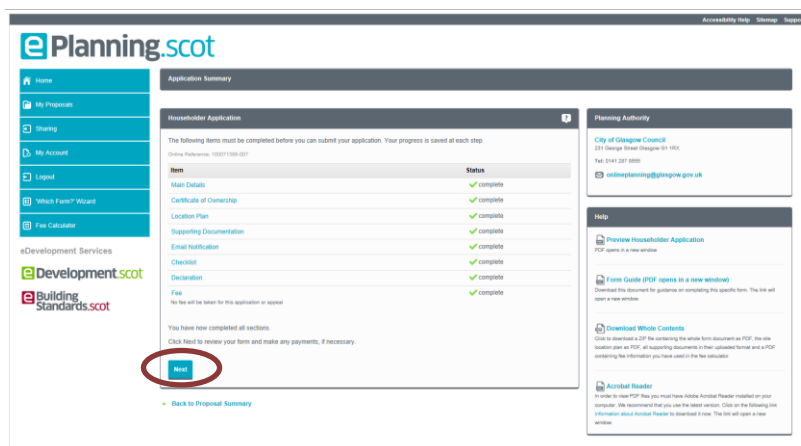
3. In the draft forms section, click on the form.



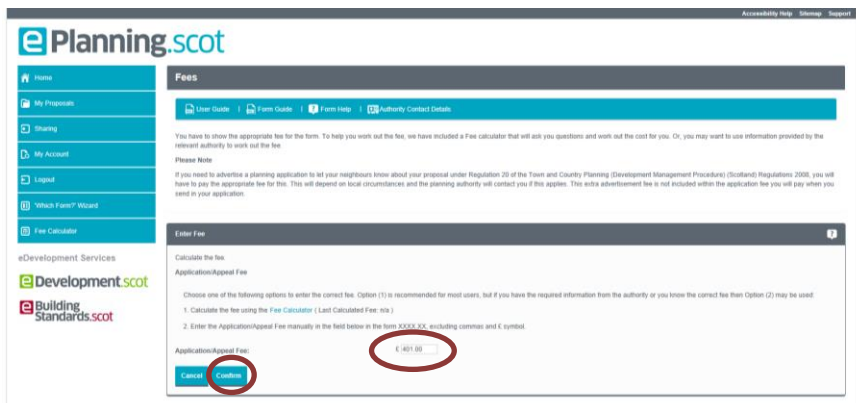
4. Click on the “Fee” section.



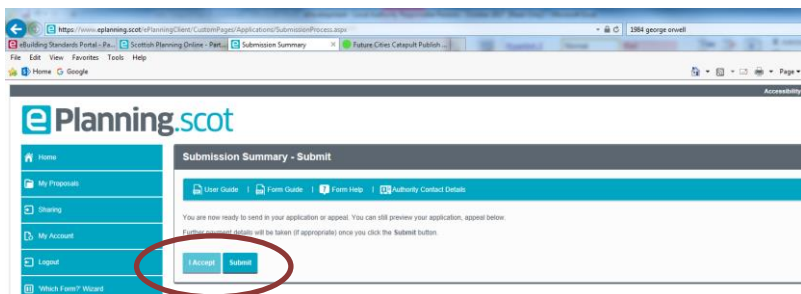
6. Click “Next”.



5. The fee will be set to the amount paid. Clear the amount in the box and set it to £0 then click “Confirm”.



7. Click “I Accept” then click “Submit” This will submit the application to the Local Authority.



8. You will be directed to a screen stating your application has been successfully submitted, you should also receive an email saying that the application has been submitted.

Contact eDevelopment Support on either:  
Telephone: 0131 244 1450 or Email: [eDevelopment@gov.scot](mailto:eDevelopment@gov.scot)