

eDevelopment – Where to find paper forms on ePlanning


Follow these steps:

1. Go to www.eDevelopment.scot and scroll down and click the eBuildingStandards button (highlighted in red below).

The screenshot shows the eDevelopment.scot website. The header includes the logo and the text 'Welcome to eDevelopment.scot'. Below this, there is a section titled 'What is the eDevelopment Service?' which explains that the service is managed by the Scottish Government in partnership with all Scottish local and planning authorities. A 'Getting started' section follows, providing instructions on how to create an account and use the service. A 'LATEST NEWS' section is also present, featuring a link to a report on the Scottish Government's Digital Planning Transformation Programme. The main navigation bar at the bottom of the header includes 'Home' and 'Getting Started'. The 'eDevelopment Services' section is visible, with 'eBuilding Standards' and 'ePlanning' buttons. The 'ePlanning' button is highlighted with a red circle. The 'How do I start an application?' section provides a 6-step process for applying, and the 'Will I need a Location / Block Plan for my application?' section provides information on the requirements for location plans and block plans.


eDevelopment.scot

Welcome to eDevelopment.scot

 Scottish Government
Riaghaltas na h-Alba
gov.scot

What is the eDevelopment Service?
eDevelopment is the Scottish service that enables users to apply online for planning permission, building warrants, appeals, and a range of other forms, to their local and planning authority. It is managed by the Scottish Government in partnership with all Scottish local and planning authorities.
For more information, why not check out **What is eDevelopment?** designed to assist newcomers to the service and to Scotland's planning and building standards sectors.

Getting started
You will need an account to get started. To create your account click on the 'Create an Account' button below.
Once you are set up, just scroll down to find out how to get started on your application. If you need assistance you can download our user guide (below), or visit our Support tab located in the top-right corner of the site.

 **Download User Guide PDF** (355Kb, requires Adobe Reader)

Login **Create an Account**

LATEST NEWS:

Find out more - Want to find out more about the Scottish Government's Digital Planning Transformation Programme?
We published **Transforming Places Together: Scotland's Digital Strategy for Planning** late last year and have now launched our **Digital Transformation programme**. Click on the links to find out more about how we'll be transforming planning in Scotland.

Your Feedback - We want to know what you think about the Service and our Support Desk!
If you have used the eDevelopment service and wish to provide feedback, please let us know by filling out our new **User Survey**.

eDevelopment Services

eBuilding Standards

ePlanning

Getting Started

How do I start an application?

You should be able to make an application in 6 steps:

1. Finding out what you need to apply for

There are many things that you can apply for on this site, and knowing what you need is the first step. If you're not familiar with the planning or building application processes, you can find out more from mygov.scot.

1. We would always recommend talking to your Authority about this as they will be deciding upon your application.
2. If you're not familiar with the planning or building application processes, you can find out more from mygov.scot.

Will I need a Location / Block Plan for my application?


You will need a **Location or Block Plan** for many Planning and Building applications. For more information on minimum requirements for location plans for planning applications plans click [here](#).

If you do not yet have a plan, you can buy one through our approved suppliers.

We have chosen these suppliers because they:



- use Ordnance Survey data,
- offer a range of scales and plan types,
- are competitively priced and easy to use,
- offer dedicated customer service support and

2. You should then be on the ePlanning home page. In the “Getting Started & Useful Links” tab, you will find a link to click here for paper forms (highlighted in red below).



Welcome to ePlanning.scot

The ePlanning.scot portal is part of the the Scottish Government's eDevelopment.scot service.



Scottish Government
Riaghaltas na h-Alba
gov.scot


Getting started

You will need an account to get started. If you need assistance you can download our user guide (below), or visit our Support tab located in the top-right corner of the site.

Want to find out more about Scotland's Planning system?

Why not check out the [Scottish Planning Customer Journey](#) or visit [mygov.scot](#) for a quick overview of the process or read about Scotland's Planning process.

To find out more about our plans for digital transformation of the Scottish planning system, visit [TransformingPlanning.scot](#).

 [Download User Guide PDF](#) (1,649Kb, requires Adobe Reader)

[Login](#) [Create an Account](#)

LATEST NEWS:

FORM UPDATE - Prior Notification and Prior Approval (April 2021)


We have updated the pdf form for making a [Prior Notification](#) and [Prior Approval](#) application and the [Guidance for making a Prior Notification and Prior Approval](#).

At this point in time, we have not updated the online form (in the ePlanning portal itself). Users wishing to make applications for Prior Notification or Prior Approval for Peatland Restoration projects (under class 20A) or for the Conversion of Existing Agricultural/Forestry Buildings to Residential or Commercial Use (under Class 18B, 18C, 22A or 22B) are asked to apply using the paper form and not apply on the ePlanning site.


YOUR FEEDBACK - We want to know what you think about the Service and our Support Desk

If you have used the eDevelopment service and wish to provide feedback, please let us know by filling out our new [User Survey](#).

The latest figures ...




Tip of the Week



How to Create an Account

1. Go to the eDevelopment Homepage
2. Click "Create an Account"
3. Fill out all information, including Personal Details, Security Questions and Login Details
4. Check the tick box confirming that you have read and agree to the Terms and Conditions and Privacy Notice
5. Complete the "I am not a Robot" Captcha
6. Click "Save Account Details"

Note: Email address confirmation will be needed to access the newly created eDevelopment account.



[Home](#)[Which Form? Wizard](#)[Fee Calculator](#)

[eDevelopment Services](#)

[eDevelopment](#)[eBuilding Standards](#)

[Getting Started & Useful Links](#)[Release Notes](#)[Fees](#)

What is ePlanning?

If you're looking to build, extend your home, cut down a large tree, or even put up a new boundary fence, you may need to get permission from your Planning Authority first.

ePlanning is a free to use online service that is managed by the Scottish Government in partnership with all Scottish local authorities. This portal allows you to complete and submit planning applications, notice of reviews, appeals, and other permissions under planning law, all online from the comfort of your own home or office.

You are also able to upload documentation you have to support your application, buy and mark up a location plan, and you also have the option to make an online payment for your application on the council's payment engine.

Can I still make an application using paper forms if I want to?

If you'd prefer to use the paper forms, you can access them [here](#).

However, please note that under the current circumstances, many authorities are working remotely and are steering applicants to submitting their applications online. If you still wish to submit a paper application to your authority through the post, there will likely be a delay in your local authority processing it compared to submitting it electronically.

Some authorities may charge an additional administration fee to process paper applications. For more information please get in touch with your local authority.

3. This will load a new page with some information on the available paper forms (highlighted in red below). Click the relevant hyperlink of the form you require, and this will open in a separate window in your browser.

| Getting Started & Useful Links | Release Notes | Fees |
|---|---------------|------|
| <div><h3>Need to submit using paper?</h3><p>Please note : These forms are provided for your convenience only, they do not form part of the ePlanning process. If you want to submit your application using ePlanning, please create an account.</p><p>Whilst you can still submit your planning application or appeal using a paper form, please be aware that it will take longer for your application to be received and validated. Other disadvantages with paper forms include more opportunity for error, for example in the information to be submitted. The Scottish Government and local planning authorities therefore prefer you to submit your application or appeal electronically using this site. If you do need to use a paper form please make sure that you have downloaded and completed all the relevant documents.</p></div> <div><h3>Download advice</h3><p>These forms are designed to be downloaded, completed and printed. To do this you will need a PDF reader such as Adobe Acrobat Reader and access to a printer. You can either click on the chosen form to open the PDF document and then print it using the PDF reader, or you can save it to your computer; once saved you can open it up and print it later. If you use Internet Explorer you can right-click on the chosen form and select "Save Target As" to save it, and pick the location you want to put the document into. Firefox users can select "Save Link As" to download and save the file.</p><p>If you have difficulty reading PDF files and would prefer an HTML or text version, please see the Accessibility help page for more information.</p></div> <div><h3>Application forms and guidance notes</h3><p>The application forms on this page have been approved for use for all local planning authorities in Scotland. To download the appropriate form, please click on the appropriate link from the list provided on this page. If you require pre-printed copies of the forms you can get them directly from your local planning authority office.</p><p>Once you have downloaded the form you will need to complete all the sections. Each forms package will also include ownership and notification certificates to be completed where appropriate. Guidance notes can also be downloaded from the list provided, however, should you require any further assistance please contact the relevant planning authority. You must attach the correct fee and all supporting information. The application should then be posted to the planning authority.</p><p>Please follow the guidance notes. Your planning authority will be able to give you with further advice should you need it.</p></div> <div><h3>Application forms and guidance notes</h3><p>The following forms can be downloaded and printed for use as part of a planning application to a planning authority in Scotland. All these links will open in a new window.</p><h4>Applications which can also be submitted via the ePlanning process</h4><ul style="list-style-type: none">• Planning Permission Forms Package• Planning Permission Guidance Notes• Land ownership certificate (planning permission and householder application) guidance notes• Land ownership certificate (listed building consent and conservation area consent) guidance notes• Householder application forms package• Householder application guidance notes• Listed building consent forms package• Listed building consent guidance notes• Conservation area consent forms package• Conservation area consent guidance notes• Advertisement consent form</div> <div><h3>Notice of review form and guidance notes</h3><p>Before completing this form please ensure you are following the correct review procedure by reading the Notice of review guidance notes. Once you have downloaded the form you</p></div> | | |